




DINOSAURUS

Stationary waste shredder
2 rotors





Stationary, slow speed, double-rotor shredder with electro-hydraulic drive.

DINOSAURUS

1800 S / 2600 S



The DINOSAURUS is the right tool to be used for shredding and conditioning different types of waste: municipal waste, industrial waste, bulky waste including mattresses and carpets, construction and demolition waste, organic waste, wood, green waste, trunks and roots, bales (waste, plastic, ...), electrical and electronic equipment, ...



Two hydraulically powered rotors shred the input material in both directions through a central and two lateral combs. Direction and speed are adjustable and variable per rotor.

The processing capacity varies between 15 and 100 tonnes per hour, depending on the material to be shredded and the required output grain size.

The heavy duty construction and powerful hydraulic drives guarantee a high availability and low, predictable running costs in the long term, even when used under extreme conditions. The crushing table is practically insensitive to unshreddable objects.






DINOSAURUS

One TABLE fits ALL

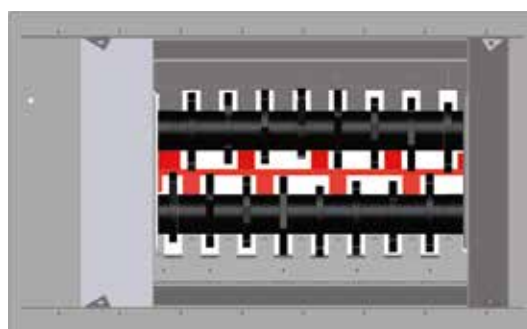
Most flexible cutting table



The unique concept of the RENTEC cutting table with replaceable wear parts in combination with the countless setting options of the PLC controls allows users to shred material finely or coarsely by exchanging the counter knives whilst using the same rotors. This makes the DINOSAURUS the most flexible shredder on the market. It can be configured to meet every need of the customer or every specification required by the following treatment process.



Rotor with 8 blades
Central comb **fine** (output 90% < 200mm)



Rotor with 8 blades
Central comb **coarse** (output 90% < 600mm)

MACHINE	DINOSAURUS 1800 S	DINOSAURUS 2600 S
SPECIFICATIONS		
Dimensions (L x W x H) excl. conveyor	4350 x 2300 x 3350 mm	5600 x 2650 x 3250 mm
Weight	20 T	24 T
Loading height (standard)	3300 mm	3300 mm
Loading opening	2600 x 1900 mm	3500 x 2200 mm
CUTTING TABLE		
Number of rotors	2	2
Drive	asynchronous	asynchronous
Rotor length	1800 mm	2600 mm
Rotor diameter	700/760/900 mm	700/760/900 mm
Number of blades	5/9	8/12
Cutting area	1720 x 1840 mm	2600 x 2200 mm
Rotating speed rotors	6-40 rpm/6-55 rpm	6-40 rpm/6-55 rpm
Weight cutting table	16.000 kg	18.000 kg
POWER PACK		
Type	electro-hydraulic	electro-hydraulic
Dimensions (L x W x H)	10' or 20' container	10' or 20' container
Weight	8.000 / 10.000 kg	8.000 / 10.000 kg
Power	2 x 90/110 kW	2 x 110/132/200 kW
Electric control unit	PLC	PLC